

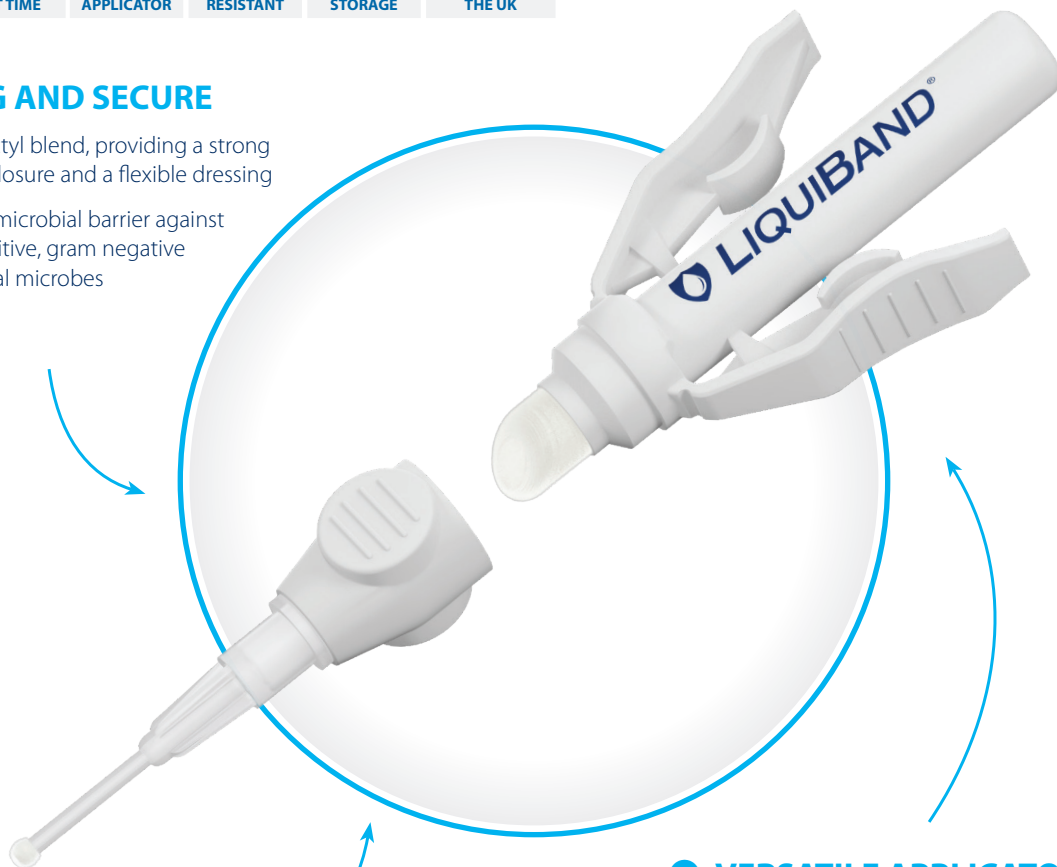
LiquiBand® Surgical S

The high strength Butyl-based cyanoacrylate offering the versatility of two application tips.



✓ STRONG AND SECURE

- ▶ Butyl / Octyl blend, providing a strong primary closure and a flexible dressing
- ▶ Effective microbial barrier against gram positive, gram negative and fungal microbes



✓ FAST AND PRECISE

- ▶ Quick 10-second dry time
- ▶ Controlled placement of adhesive

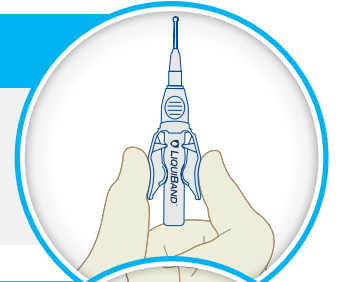
✓ VERSATILE APPLICATOR

- ▶ Winged applicator allows easy and safe priming and application
- ▶ Flow Control tip for maximum control
- ▶ Deer-foot tip for broad application

Application Guide *LiquiBand® Surgical S*

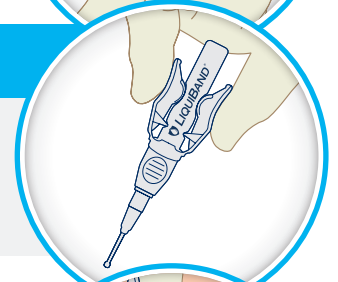
✔ STEP ONE

- ▶ Ensure that wound is thoroughly clean and dry prior to closure.
- ▶ While holding upright, squeeze the applicator wings until a cracking sound is heard.



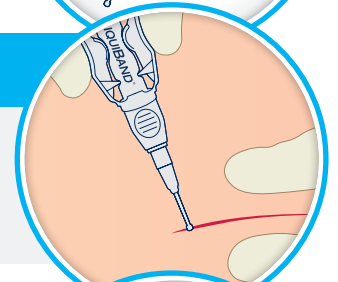
✔ STEP TWO

- ▶ Invert the tip and gently squeeze wings to prime the device.
- ▶ When the tip fills with adhesive, LiquiBand® Surgical S is ready to use.

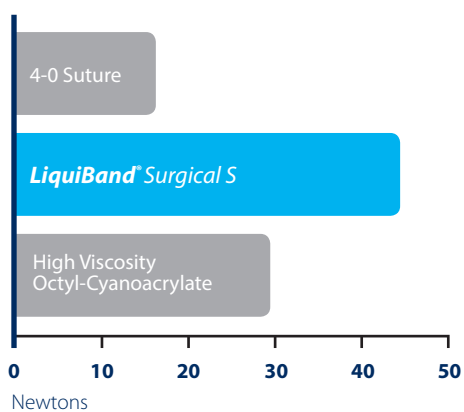


✔ STEP THREE

- ▶ While holding the wound edges together, apply an even coat of LiquiBand® Surgical S over the length of the wound.
- ▶ Continue to hold the wound edges together for 10 seconds.



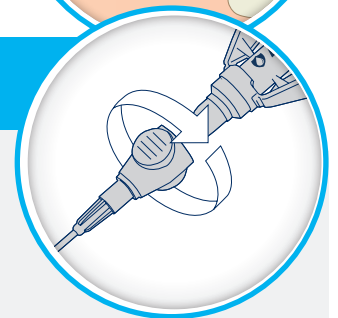
Relative strengths of topical cyanoacrylates and sutures¹



References 1. Data on file at Advanced Medical Solutions (Plymouth) Ltd.

✔ STEP FOUR (Optional)

- ▶ Twist the precision tip anti-clockwise and pull off the precision tip
- ▶ The deer-foot tip allows for a broad application



LiquiBand® Surgical S

| Size | Qty Per Box | Product Code | NHS SC Code |
|------|-------------|--------------|-------------|
| 0.8g | 6 | LBS-S0001 | FVF 014 |